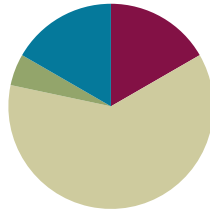


Lesson 6

Objective: Use manipulatives to represent the composition of 10 ones as 1 ten with two-digit addends.

Suggested Lesson Structure

■ Fluency Practice	(10 minutes)
■ Application Problems	(3 minutes)
■ Concept Development	(37 minutes)
■ Student Debrief	(10 minutes)
Total Time	(60 minutes)



Fluency Practice (10 minutes)

- Finding Doubles **2.NBT.5** (2 minutes)
- Say Ten Counting **2.NBT.1** (3 minutes)
- Say Ten Counting to the Next Ten **2.NBT.1** (5 minutes)

Finding Doubles (2 minutes)

Note: Practicing finding doubles gives students another mental strategy to add.

T: I'll say a number sentence and you say the doubles fact within the number sentence and add on the rest. So if I say $5 + 6$, you say $5 + 5 + 1$. Ready?

T: $4 + 5$.

S: $4 + 4 + 1$.

T: Answer.

S: 9.

T: $8 + 7$.

S: $7 + 7 + 1$.

T: Answer.

S: 15.



NOTES ON MULTIPLE MEANS OF ACTION AND EXPRESSION:

Some students may combine addition and subtraction with double facts. For example, with $5 + 4$, they may think $5 + 5 - 1$. Encourage students to be versatile in their thinking, and praise different approaches that work.

Continue with the following possible sequence: $4 + 3$, $8 + 9$, $7 + 6$, $10 + 11$, $12 + 13$.

Say Ten Counting (3 minutes)

Note: Reviewing and practicing saying numbers the Say Ten way in isolation will prepare students for success when adding numbers during the lesson. Use a Rekenrek to model the first few to help students visualize.

T: Let's count the Say Ten way. When I say 46, you say 4 tens 6. Ready? 57.

S: 5 tens 7.

T: 78.

S: 7 tens 8.

T: 100.

S: 10 tens.

T: 113.

S: 11 tens 3.

Continue with following possible sequence: 103, 123, 127, 137, 132, 142, 143, 163, 168, 188, 198, and 200. Be aware that the Say Ten way could also mean reading the numbers as 1 hundred 2 tens 3. Today however, we are just reading tens.

Say Ten Counting to the Next Ten (5 minutes)

Note: Practicing this fluency helps students see a connection with counting the Say Ten way and making a ten. It provides a practice adding ones to make a multiple of 10.

T: Let's add to make the next ten the Say Ten way. I say 4 tens 2, you say 4 tens 2 + 8 = 5 tens. Ready? 6 tens 2.

S: 6 tens 2 + 8 = 7 tens.

T: 5 tens 1.

S: 5 tens 1 + 9 = 6 tens.

T: 7 tens 8.

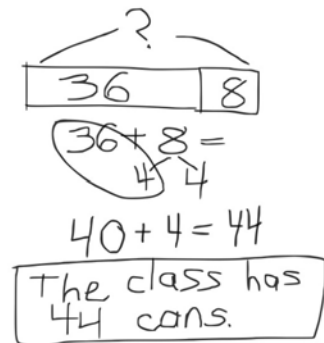
S: 7 tens 8 + 2 = 8 tens.

Continue with the following possible sequence: 8 tens 4, 8 tens 5, 8 tens 9, 9 tens 6, 9 tens 3, and 9 tens 9.

Application Problem (3 minutes)

Mr. Wally's class collects 36 cans for the recycling program. Then Azniv brings in 8 more cans. How many cans does the class have now?

Note: This problem is intended as independent work. It primes students to connect the make a ten strategy with the composition of 10 ones as 1 ten that is the focus of today's Concept Development.



Concept Development (37 minutes)

Materials: (T) Place value disks, place value chart (S) Per pair: place value disks (9 tens, 18 ones), place value chart

Project or draw a place value chart on the board.

T: Watch as I model $35 + 5$ on my place value chart. (See image at right.)



T: What do you notice in the ones place?

S: There are two 5-groups. → You can make a ten.

T: I can! Show me your magic counting sticks. (Students hold up all 10 fingers.) Each finger represents one. Count with me.



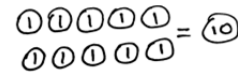
S: One, two, ...10! (On 10, students clasp their hands together with a loud clap, interlacing their fingers to make one unit of 10.)



T: What happens when we add the ones and get a total of 10 or more?

S: We bundle it! → 10 ones equals 1 ten!

T: Yes! (Draw image at right on the board.) 10 ones equals 1 ten. We can **compose**, or make, a ten.



T: Where do units of 10 belong?

S: In the tens place!

T: (Point to the model.) So we bundle 10 ones as 1 ten. (Gather and remove the 10 ones and put a tens disk in the tens place.) I change these 10 ones for 1 ten.

T: 3 tens and a new ten equals?

S: 4 tens!

MP.4

Pass out place value disks and a chart to each pair of students.

T: Your turn! Partner A, show 35 on your place value chart. Partner B, show 6. Be sure to arrange the disks in 5-groups.

S: (Students model the addends.)

T: Partner A, move the disks to add the ones. 5 ones + 6 ones?

S: (Partner A moves the ones together to make a ten.) 11 ones!

T: The Say Ten way?

S: 1 ten 1!

T: You've composed a unit of 10! 11 ones is the same as 1 ten 1. Partner B, changes 10 ones disks for 1 tens disk.

S: (Partner B removes 10 ones and places a tens disk in the tens place.)

T: How many ones in the ones place?



**NOTES ON
MULTIPLE MEANS OF
REPRESENTATION:**

For students who are struggling with disks, create a station in the classroom with a Rekenrek, so they can model the problems. Once they have mastered this, encourage students to move to the disks and place value chart.

- S: 1!
- T: How many tens in the tens place?
- S: 4!
- T: $35 + 6$ the Say Ten way?
- S: 4 tens 1!
- T: Let's model another addition problem. Partner B, show 35. Partner A, show 26.
- T: How is this problem different from the first one?
- S: Now you're adding 2 tens. → It's 20 more than the one we just did.
- T: Partner B, move the disks to add the ones. How many ones?
- S: 11 ones!
- T: Partner B, change 10 ones disks for 1 tens disk.
- S: (Partner B removes 10 ones and places a tens disk in the tens place.)
- T: How many ones in the ones place?
- S: 1!
- T: Partner A, add the tens disks. How many tens?
- S: 6 tens!
- T: $35 + 26$ the Say Ten way?
- S: 6 tens 1!
- T: Talk with your partner. What patterns do you notice as we're adding?
- S: I add the ones together, and then I add the tens. → If we see partners to ten we know we have to make a new ten. → We change 10 ones for 1 ten, and we put the new ten in the tens place.

Continue with the following possible sequence: $48 + 37$, $59 + 23$, $66 + 18$, $74 + 19$, $28 + 58$, and $18 + 39$. Have partners take turns composing the ten. Release students to work on the Problem Set as they show proficiency composing 1 ten from 10 ones.

Problem Set (10 minutes)

Students should do their personal best to complete the Problem Set within the allotted 10 minutes. For some classes, it may be appropriate to modify the assignment by specifying which problems they work on first. Some problems do not specify a method for solving. Students solve these problems using the RDW approach used for Application Problems.

Student Debrief (10 minutes)

Lesson Objective: Use manipulatives to represent the composition of 10 ones as 1 ten with two-digit addends.

The Student Debrief is intended to invite reflection and active processing of the total lesson experience.

Invite students to review their solutions for the Problem Set. They should check work by comparing answers with a partner before going over answers as a class. Look for misconceptions or misunderstandings that can be addressed in the Debrief. Guide students in a conversation to debrief the Problem Set and process the lesson. You may choose to use any combination of the questions below to lead the discussion.

- How did the sequence in Problem 1(a) help you to solve $36 + 48$ mentally? Did you need to **compose** a ten to solve?
- Look at the two columns in Problem 2. Did you need to model the problems in the second column? (For example, did you need to compose a ten?)
- Explain to your partner how to solve Problem 3. Did you need to compose a ten to solve? How did you know?
- For Problem 1, in Rows (c), (e), and (g), did you compose a new unit of 10 in both problems? Why or why not? How could you know that you wouldn't need to compose a new unit in one of the problems?

Exit Ticket (3 minutes)

After the Student Debrief, instruct students to complete the Exit Ticket. A review of their work will help you assess the students' understanding of the concepts that were presented in the lesson today and plan more effectively for future lessons. You may read the questions aloud to the students.

NYS COMMON CORE MATHEMATICS CURRICULUM 2•4

Name Alexa Date _____

1. Solve using mental math if you can. Use your place value chart and number disks to solve those you cannot solve mentally.

a. $6 + 8 = 14$ $30 + 8 = 38$ $36 + 8 = 44$ $36 + 48 = 84$
 b. $5 + 7 = 12$ $20 + 7 = 27$ $25 + 7 = 32$ $25 + 57 = 82$

2. Solve the following problems using your place value chart and number disks, composing a ten when necessary. Think about which ones you could solve mentally, too!

a. $35 + 5 = 40$ $35 + 6 = 41$
 b. $26 + 4 = 30$ $26 + 5 = 31$
 c. $54 + 15 = 69$ $54 + 18 = 72$
 d. $67 + 23 = 90$ $67 + 25 = 92$
 e. $45 + 26 = 71$ $45 + 23 = 68$
 f. $58 + 23 = 81$ $58 + 25 = 83$
 g. $49 + 37 = 86$ $52 + 36 = 88$
 h. $58 + 23 = 81$ $58 + 25 = 83$
 i. $49 + 37 = 86$ $52 + 39 = 91$

COMMON CORE Lesson 6: Use manipulatives to represent the composition of 10 ones as 1 ten with two-digit addends. engage^{ny} 4.B.6
 Date: 4/14/14

NYS COMMON CORE MATHEMATICS CURRICULUM Lesson 6: Problem Set 2•4

3. There are 47 blue buttons and 25 black buttons in Sean's drawer. How many buttons are in his drawer?

72

For early finishers:

4. Leslie has 24 blue and 24 pink hair ribbons. She buys 17 more blue ribbons and 13 more pink ribbons from the store.

a. How many blue hair ribbons does she have now?

$24 + 17 = 41$

b. How many pink hair ribbons does she have now?

$24 + 13 = 37$

c. Jada has 29 more pink ribbons than Leslie. How many pink ribbons does Jada have?

$37 + 29 = 66$

COMMON CORE Lesson 6: Use manipulatives to represent the composition of 10 ones as 1 ten with two-digit addends. engage^{ny} 4.B.7
 Date: 4/14/14

Name _____

Date _____

1. Solve using mental math if you can. Use your place value chart and number disks to solve those you cannot solve mentally.

a. $6 + 8 = \underline{\quad}$ $30 + 8 = \underline{\quad}$ $36 + 8 = \underline{\quad}$ $36 + 48 = \underline{\quad}$

b. $5 + 7 = \underline{\quad}$ $20 + 7 = \underline{\quad}$ $25 + 7 = \underline{\quad}$ $25 + 57 = \underline{\quad}$

2. Solve the following problems using your place value chart and number disks, composing a ten when necessary. Think about which ones you could solve mentally, too!

a. $35 + 5 = \underline{\quad}$

$35 + 6 = \underline{\quad}$

b. $26 + 4 = \underline{\quad}$

$26 + 5 = \underline{\quad}$

c. $54 + 15 = \underline{\quad}$

$54 + 18 = \underline{\quad}$

d. $67 + 23 = \underline{\quad}$

$67 + 25 = \underline{\quad}$

e. $45 + 26 = \underline{\quad}$

$45 + 23 = \underline{\quad}$

f. $58 + 23 = \underline{\quad}$

$58 + 25 = \underline{\quad}$

g. $49 + 37 = \underline{\quad}$

$52 + 36 = \underline{\quad}$

h. $58 + 23 = \underline{\quad}$

$58 + 25 = \underline{\quad}$

i. $49 + 37 = \underline{\quad}$

$52 + 39 = \underline{\quad}$

3. There are 47 blue buttons and 25 black buttons in Sean's drawer. How many buttons are in his drawer?

For early finishers:

4. Leslie has 24 blue and 24 pink hair ribbons. She buys 17 more blue ribbons and 13 more pink ribbons from the store.
- a. How many blue hair ribbons does she have now?
- b. How many pink hair ribbons does she have now?
- c. Jada has 29 more pink ribbons than Leslie. How many pink ribbons does Jada have?

Name _____

Date _____

Solve using your place value chart and number disks, composing a ten when necessary.

a. $53 + 19 =$ _____

b. $44 + 27 =$ _____

c. $64 + 28 =$ _____

Name _____

Date _____

1. Solve using mental math if you can. Use your place value chart and number disks to solve those you cannot do mentally.

a. $4 + 9 =$ _____ $30 + 9 =$ _____ $34 + 9 =$ _____ $34 + 49 =$ _____

b. $6 + 8 =$ _____ $20 + 8 =$ _____ $26 + 8 =$ _____ $26 + 58 =$ _____

2. Solve the following problems using your place value chart and number disks, composing a ten when necessary.

a. $21 + 9 =$ _____ $22 + 9 =$ _____

b. $28 + 2 =$ _____ $28 + 4 =$ _____

c. $32 + 16 =$ _____ $34 + 17 =$ _____

d. $47 + 23 =$ _____ $47 + 25 =$ _____

e. $53 + 35 =$ _____ $58 + 35 =$ _____

f. $58 + 42 =$ _____ $58 + 45 =$ _____

g. $69 + 32 =$ _____ $36 + 62 =$ _____

h. $77 + 13 =$ _____ $16 + 77 =$ _____

i. $59 + 34 =$ _____ $31 + 58 =$ _____

Solve using a place value chart.

- Melissa has 36 more crayons than her brother. Her brother has 49 crayons. How many crayons does Melissa have?
- There were 67 candles on Grandma's birthday cake and 26 left in the box. How many candles were there in all?
- Frank's mother gave him \$25 to save. If he already had \$38 saved, how much money does Frank have saved now?