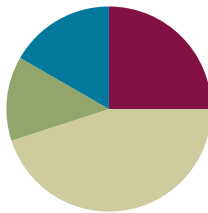


Lesson 7

Objective: Write, read, and relate base ten numbers in all forms.

Suggested Lesson Structure

■ Fluency Practice	(15 minutes)
■ Concept Development	(27 minutes)
■ Application Problem	(8 minutes)
■ Student Debrief	(10 minutes)
Total Time	(60 minutes)



Fluency Practice (15 minutes)

- Write Numbers in Expanded Form **2.NBT.3** (4 minutes)
- Sprint: Expanded Form **2.NBT.3** (8 minutes)
- Skip-Count Up and Down by \$10 Between 45 and 125 **2.NBT.2, 2.NBT.8** (3 minutes)

Write Numbers in Expanded Form (4 minutes)

Materials: (T) Place value cards (S) Personal white boards, template (pictured to the right)

- T: (Each student slides a copy of the template pictured to the right into their personal white board.) I'll show a number with place value cards. You'll write it in expanded form. I'll tell you which box to use by saying A, B, or C.
- T: Notice Box C doesn't have any words. I'll say a special order when we use Box C. Ready?
- T: (Show 145.) B. Show your board at the signal. (Pause, signal)
- S: (Students use Box B and write $40 + 100 + 5$.)
- T: (Show 306.) A. Wait for the signal. (Pause. Signal.)
- S: (Students use Box A and write $300 + 0 + 6$.)
- T: (Show 316.) C. Here's the order: ones, hundreds, tens. (Pause. Signal.)
- S: (Students use Box C and write $6 + 300 + 10$.)
- T: (Continue, varying the boxes and numbers shown.)
- T: Now you're warmed up for a Sprint!

A: _____ + _____ + _____ <div style="display: flex; justify-content: space-around; font-size: small;"> hundreds tens ones </div>
B: _____ + _____ + _____ <div style="display: flex; justify-content: space-around; font-size: small;"> tens hundreds ones </div>
C: _____ + _____ + _____ <div style="display: flex; justify-content: space-around; font-size: small;"> </div>



NOTES ON THE TEMPLATE:

Variety keeps students' attention focused on the units rather than habituation to a certain order. Each time you use Box C, vary the order. Box C requires slightly more demanding application, and the listening component heightens engagement.

Sprint: Expanded Form (8 minutes)

Materials: (S) Expanded Form Sprint

Skip-Count Up and Down by \$10 Between 45 and 125 (3 minutes)

Materials: (T) 12 ten dollar bills, 1 five dollar bill

- T: (Lay out \$45 so that all students can see.) When I signal, tell the total value of the bills. (Pause, signal)
- S: 45 dollars!
- T: Good. Watch carefully as I change the total value. Count the new amount as I make it.
- T: (Lay down ten dollar bills to make \$55, \$65, \$75, \$85, \$95, \$105, \$115, \$125.)
- S: (Students respond in kind.)
- T: (Take ten dollar bills to make \$115, \$105, \$95, \$85, \$75.)
- S: (Students respond in kind.)
- T: (Lay down ten dollar bills to make \$85, \$95, \$105, \$115, \$125.)
- S: (Students respond in kind.)
- T: (Take ten dollar bills to make \$115, \$105, \$95.)
- S: (Students respond in kind.)
- T: (Continue alternating practice counting up and down, crossing back over numbers that your students demonstrate difficulty counting.)

NOTES ON SCAFFOLDING FOR ELLS:

Sometimes a line of questioning can be further broken down to scaffold for English language learners or students below grade level. It is much easier to see the change in the tens place when the value is expressed in unit form. Add the \$10 and give wait time. "4 tens 5 dollars plus \$10 is... (provide sufficient wait time) 5 tens 5 dollars."

Concept Development (27 minutes)

Word form, Unit Form, and Numerals (5 minutes)

Materials: (S) Practice Sheet (pictured)

- T: From your spelling races (pictured to the right), I know you have worked hard to learn to read and spell numbers. You have two minutes to write as many numbers as you can once more, just as you have done since last year after the winter holiday.
- S: (Students write.)

Name: Aiden Date: Dec. 18
 Number Spelling Activity Sheet

Spell Numbers: How many can you write correctly in 2 minutes?

1	one	11	eleven	10	ten
2	two	12	twelve	20	twenty
3	three	13	thirteen	30	thirty
4	four	14	fourteen	40	forty
5	five	15	fifteen	50	fifty
6	six	16	sixteen	60	sixty
7	seven	17	seventeen	70	seventy
8	eight	18	eighteen	80	eighty
9	nine	19	nineteen	90	ninety
10	ten	20	twenty	100	one hundred

- T: Stop. Show me your boards. (Review each one quickly.)
- T: Check your work with your partner. Did you improve since the last time we did it? How many students spelled all the numbers to 10 correctly?
- S: (Some students raise hands.)
- T: Teen numbers. (Continue the process.)
- T: Ok. I will show you a number in words. You write the number on your board.
- T: (Write *four hundred sixty-five*.)
- S: (Write 465 and show at the signal.)
- T: (Write *two hundred seventeen*.)
- S: (Write 217 and show at the signal.)
- T: (Write *nine hundred one*.)
- S: (Write 901 and show at the signal.)
- T: (Write *2 tens 7 hundreds 3 ones*.)
- S: (Write 723 and show at the signal.)
- T: (Write *13 tens 2 ones*.)
- S: (Write 132 and show at the signal.)

Continue with more examples. Alternate between word form and unit form unless your students need to focus on one type before moving on. We work towards mastery while avoiding predictable patterns that can lead to rigid thinking. The Problem Set provides a possible sequence to follow.

Problem Set 1 (5 minutes)

Students should do their personal best to complete the Problem Set within the allotted 5 minutes. For some classes, it may be appropriate to modify the assignment by specifying which problems they work on first. Some problems do not specify a method for solving. Students solve these problems using the RDW approach used for Application Problems.

Materials: (S) Problem Set 1 (pictured)

- A, B, C: Three non-zero digits in standard order.
- D, E, G, L: Word or unit form in standard order but with no ones or tens.
- H: Unit form with no tens.
- F, I, J, K: Unit form out of order.
- M: More than 9 units.

Name: _____

Match!

A. Two hundred thirty four ●	● 204
B. Three hundred seventy four	● 930
C. 7 hundreds 6 tens 3 ones	● 470
D. Two hundred four	● 763
E. Four hundred two	● 650
F. 3 ones 7 hundreds 4 tens	● 903
G. Four hundred seventy	● 123
H. 9 hundreds 3 ones	● 673
I. 3 ones 7 tens 6 hundreds	● 234
J. 1 ten 2 hundreds 3 ones	● 374
K. 5 tens 6 hundreds	● 402
L. Nine hundred thirty	● 743
M. 12 tens 3 ones	● 213

Higher performers can be released to work on the Problem Set while you might keep a group with you in order to give appropriate problems. Stay with a given type until they have it. Move on quickly when they do. Move students on to the Problem Set who have caught on. Early finishers might be provided with markers and sentence strips.

They can create examples of the word or unit form to be used in the Student Debrief. The final problem is meant to lead into the next segment of the lesson.

More than 9 of a Unit (12 minutes)

Materials: (S) 21 ones and 21 tens per pair, personal white boards

- T: Partner A, with your straws, show me 12 ones.
 T: (After students count out 12 ones.) Express 12 ones as tens and ones.
 S: 1 ten 2 ones.
 T: Tell the total value of 1 ten 2 ones.
 S: 12.
 T: Partner B, with your straws, show me 12 tens.
 T: (After students count out 12 tens.) Express 12 tens as hundreds and tens.
 S: 1 hundred 2 tens.
 T: Tell the total value of 1 hundred 2 tens.
 S: 120.
 T: Turn to your partner and compare 12 ones to 12 tens.
 T: Partner A, with your straws, show me 15 tens. Partner B, show me 15 ones.
 T: Express to each other the value of your straws using the largest unit possible.
 S: 1 ten 5 ones. 1 hundred 5 tens.
 T: Tell the total value of 1 hundred 5 tens.
 S: 150.
 T: Compare 15 ones to 15 tens with your partner.
 T: Partner A, show me 21 ones. Partner B, show me 21 tens.
 T: Express 21 ones as tens and ones.
 S: 2 tens 1 one.
 T: Express 21 tens as hundreds and tens.
 S: 2 hundreds 1 ten.
 T: What is the total value of 2 hundreds 1 ten?
 S: 210.
 T: Compare 21 ones to 21 tens with your partner.



NOTES ON MULTIPLE MEANS OF ACTION AND EXPRESSION:

When a Problem Set involves significant reading, students will need support from a visual. Post *hundred* with a picture of a bundle of one hundred, for example.

Also, this is an opportunity for more fluent English language learners to show off and support their peers in small groups or partnerships.

- T: Put your straws away. On your personal boards, express 68 ones as tens and ones.
- S: (Write and show at the signal *6 tens 8 ones.*)
- T: On your boards, express 68 tens as hundreds and ones.
- S: 6 hundreds 8 tens.
- T: Write the total value of 6 hundreds 8 tens.
- S: (Write and show at the signal *680.*)
- T: Compare 68 ones with 68 tens.

Problem Set 2 (5 minutes)

Materials: (S) Problem Set 2 (pictured right)

Let those who are proficient work independently on the pictured Problem Set, while a group stays for guided “next questions.” You will notice that now the examples of unit form include addition. Let the students make this connection. It should be well within their reach to make the jump.

Name: _____

Match Part 2!

- A. $500 + 9$
- B. 4 hundreds + 34 ones
- C. $60 + 800 + 3$ • 434
- D. $9 + 500$
- E. Eight hundred sixty three
- F. 9 ones + 50 tens • 863
- G. Four hundred thirty four
- H. 86 tens + 3 ones
- I. $400 + 4 + 30$ • 509
- J. 6 tens + 8 hundreds + 3 ones
- K. Five hundred nine
- L. 4 ones + 43 tens

Application Problem (8 minutes)

Billy found a briefcase full of money. He counted up 23 ten dollar bills, 2 hundred dollar bills, and 4 one dollar bills. How much money was in the briefcase?

- T: Let’s read this problem together.
- T: Work with your partner to solve this problem. How can you pair how you solved the problem.
- S: I drew all the money, then I counted it. 100, 200, 210, 220, 230, 240, 250 ... 430, 431, 432, 433, 434. → I drew 23 circles to show 23 tens and counted up to 230 dollars. Then I skip-counted 200 more and got 430 dollars. Then I counted on 4 more dollars and got 434 dollars. → I added $200 + 4$. That’s just expanded form. Then I drew 23 tens and I skip-counted 2 hundreds and 2 tens from 204 and got 434. → I know 20 tens equals 200, so I counted on 2 more hundreds and got 400. Then I added the 3 tens from the 23 tens plus the 4 ones. $400 + 30 + 4$ is 434. → I know 23 tens is 2 hundreds 3 tens. Add 2 more hundreds. That is 4 hundreds 3 tens, plus 4 ones makes 434. He had \$434.
- T: How many dollars were in the briefcase?

NOTES ON PARENT CONFERENCES:

As you circulate, possibly make organized notes on what you overhear individual students sharing. This informal assessment provides valuable feedback which can be shared during parent conferences. As students realize that they are being held accountable even for these small dialogues, their performance improves. The message is that *we are listening* and find your ideas interesting.

- S: 434 dollars were in the briefcase.
 T: Tell me the number in unit form.
 S: 4 hundreds, 3 tens, 4 ones.
 T: What is the number in expanded form?
 S: $400 + 30 + 4$.
 T: Add the unit form, the expanded form, and the statement to your paper.

Student Debrief (10 minutes)

Lesson Objective: Write, read, and relate base ten numbers in all forms.

Materials: (S) Problem Sets 1 and 2, Application Problem solution

The Student Debrief is intended to invite reflection and active processing of the total lesson experience.

Invite students to review their solutions for the Problem Set. They should check work by comparing answers with a partner before going over answers as a class. Look for misconceptions or misunderstandings that can be addressed in the Debrief. Guide students in a conversation to debrief the Problem Set and process the lesson.

- T: Bring your Problem Sets and problem about Billy to our Debrief. Check your answers to the Problem Set with your partner for one minute. (Allow time for students to check.) I'll show the answers now. If you got the correct answer, say, "yes."
- T: Problem A 234 matches to (write 234).
 S: Yes!
 T: Problem B 374 matches to (write 374).
 S: Yes!
 T: (Move through the rest of the problems quickly.) Take one minute to correct your mistakes.
 T: Would anyone like to share a mistake?
 S: I got J wrong.
 T: Why?
 S: Because I saw 123 really close by and didn't read the words.
 T: You didn't read the units?
 S: Yes.
 T: Someone else?
 S: I got F wrong for the same reason.
 T: What reason is that?
 S: I didn't read the units so I chose 374.
 T: We have to be precise or we make mistakes. The Mars Climate Orbiter disintegrated in 1999 due to the use of the wrong units. NASA lost millions of dollars! Always be precise about your units.
 T: Now, I want you to compare the last Problem Set with the problem about Billy's money. Share with

MP.6

a partner.

MP.6

S: Billy has money but this is just hundreds, tens, and ones. → Billy's ten dollar bills are like the tens. → The problems all have enough tens to make a hundred. → Yeah, Billy has 23 ten dollar bills. That means we can make 2 hundreds just like the problems have 43 tens and 12 tens so we can make a hundred. → 12 tens is 1 hundred 2 ones just like 23 ten dollar bills is 2 hundred dollar bills and 3 ten dollar bills. All the problems have more than 9 units of ten. That means we can make groups of 10 tens or hundreds.

T: So when we write numbers in unit form, sometimes there are more than 9 of a unit. That means we can make a larger unit!

S: Yes!

T: Excellent.

Exit Ticket (3 minutes)

After the Debrief, instruct students to complete the Exit Ticket. A quick review of their work will help you assess the students' understanding of the concepts that were presented in the lesson today. Students have two minutes to complete the Exit Ticket. You may read the questions aloud to the students.

Name _____

Date _____

Number Spelling Practice Sheet

Spell Numbers: How many can you write correctly in 2 minutes?

1		11		10	
2		12		20	
3		13		30	
4		14		40	
5		15		50	
6		16		60	
7		17		70	
8		18		80	
9		19		90	
10		20		100	

Name _____

Date _____

A1	$20 + 1 =$		23	$400 + 20 + 5 =$	
2	$20 + 2 =$		24	$200 + 60 + 1 =$	
3	$20 + 3 =$		25	$200 + 1 =$	
4	$20 + 9 =$		26	$300 + 1 =$	
5	$30 + 9 =$		27	$400 + 1 =$	
6	$40 + 9 =$		28	$500 + 1 =$	
7	$80 + 9 =$		29	$700 + 1 =$	
8	$40 + 4 =$		30	$300 + 50 + 2 =$	
9	$50 + 5 =$		31	$300 + 2 =$	
10	$10 + 7 =$		32	$100 + 10 + 7 =$	
11	$20 + 5 =$		33	$100 + 7 =$	
12	$200 + 30 =$		34	$700 + 10 + 5 =$	
13	$300 + 40 =$		35	$700 + 5 =$	
14	$400 + 50 =$		36	$300 + 40 + 7 =$	
15	$500 + 60 =$		37	$300 + 7 =$	
16	$600 + 70 =$		38	$500 + 30 + 2 =$	
17	$700 + 80 =$		39	$500 + 2 =$	
18	$200 + 30 + 5 =$		40	$2 + 500 =$	
19	$300 + 40 + 5 =$		41	$2 + 600 =$	
20	$400 + 50 + 6 =$		42	$2 + 40 + 600 =$	
21	$500 + 60 + 7 =$		43	$3 + 10 + 700 =$	
22	$600 + 70 + 8 =$		44	$8 + 30 + 700 =$	

Name _____

Date _____

B1	$10 + 1 =$		23	$500 + 30 + 6 =$	
2	$10 + 2 =$		24	$300 + 70 + 1 =$	
3	$10 + 3 =$		25	$300 + 1 =$	
4	$10 + 9 =$		26	$400 + 1 =$	
5	$20 + 9 =$		27	$500 + 1 =$	
6	$30 + 9 =$		28	$600 + 1 =$	
7	$70 + 9 =$		29	$900 + 1 =$	
8	$30 + 3 =$		30	$400 + 60 + 3 =$	
9	$40 + 4 =$		31	$400 + 3 =$	
10	$80 + 7 =$		32	$100 + 10 + 5 =$	
11	$90 + 5 =$		33	$100 + 5 =$	
12	$100 + 20 =$		34	$800 + 10 + 5 =$	
13	$200 + 30 =$		35	$800 + 5 =$	
14	$300 + 40 =$		36	$200 + 30 + 7$	
15	$400 + 50 =$		37	$200 + 7 =$	
16	$500 + 60 =$		38	$600 + 40 + 2 =$	
17	$600 + 70 =$		39	$600 + 2 =$	
18	$300 + 40 + 5 =$		40	$2 + 600 =$	
19	$400 + 50 + 6 =$		41	$3 + 600 =$	
20	$500 + 60 + 7 =$		42	$3 + 40 + 600 =$	
21	$600 + 70 + 8 =$		43	$5 + 10 + 800 =$	
22	$700 + 80 + 9 =$		44	$9 + 20 + 700 =$	

Name _____

Date _____

Match Part 1

Match the number names and numerals. Problem B is done for you as an example.

- | | |
|-------------------------------|-------|
| A. Two hundred thirty four | • 204 |
| B. Three hundred seventy four | • 930 |
| C. 7 hundreds 6 tens 3 ones | • 470 |
| D. Two hundred four | • 763 |
| E. Four hundred two | • 650 |
| F. 3 ones 7 hundreds 4 tens | • 903 |
| G. Four hundred seventy | • 123 |
| H. 9 hundreds 3 ones | • 673 |
| I. 3 ones 7 tens 6 hundreds | • 234 |
| J. 1 ten 2 hundreds 3 ones | • 374 |
| K. 5 tens 6 hundreds | • 402 |
| L. Nine hundred thirty | • 743 |
| M. 12 tens 3 ones | • 213 |

Match Part 2

Match all the ways of expressing each number.

A. $500 + 9$

B. 4 hundreds + 34 ones

C. $60 + 800 + 3$

● 434

D. $9 + 500$

E. Eight hundred sixty three

F. 9 ones + 50 tens

● 863

G. Four hundred thirty four

H. 86 tens + 3 ones

I. $400 + 4 + 30$

● 509

J. 6 tens + 8 hundreds + 3 ones

K. Five hundred nine

L. 4 ones + 43 tens

Name _____

Date _____

Write in number form.

a. $10 + 10 + 1 + 1 + 100 + 100 + 100 =$ _____

b. $400 + 70 + 6 =$ _____

c. _____ $= 9 + 700 + 10$

d. _____ $= 200 + 50$

e. $2 + 600 =$ _____

f. $300 + 32 =$ _____

Write in expanded form.

a. $974 =$ _____

b. $435 =$ _____

c. $35 =$ _____


d. $310 =$ _____

e. $703 =$ _____

Name _____

Date _____

These are bundles of hundreds, tens, and ones. Write the numeral, expanded form, and number name for each number shown.



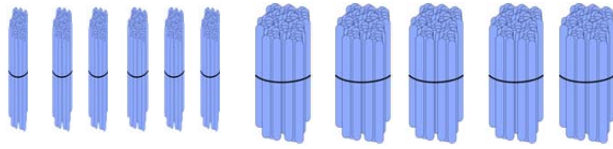
1.

a. Numeral _____

b. Expanded Form _____

c. Number Name _____

2.



a. Numeral _____

b. Expanded Form _____

c. Number Name _____

3. What is the unit value of the 3 in 432? _____

4. What is the unit value of the 6 in 216? _____

5. Write 212, 221, 122 in order from greatest to least.
