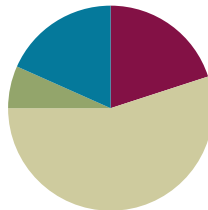


## Lesson 6

Objective: Find 1, 10, and 100 thousand more and less than a given number.

### Suggested Lesson Structure

■ Fluency Practice	(12 minutes)
■ Application Problem	(4 minutes)
■ Concept Development	(33 minutes)
■ Student Debrief	(11 minutes)
<b>Total Time</b>	<b>(60 minutes)</b>



### Fluency Practice (12 minutes)

- Unit Skip-Counting **4.NBT.1** (3 minutes)
- Rename the Units **4.NBT.2** (5 minutes)
- Compare Numbers **4.NBT.2** (4 minutes)

### Unit Skip-Counting (3 minutes)

Note: This activity applies skip-counting fluency to the multiplying by ten lessons.

- T: Count by threes to 30.  
 S: 3, 6, 9, 12, 15, 18, 21, 24, 27, 30.
- T: Now count by 3 ten thousands to 30 ten thousands. Stop counting and raise your hand when you see me raise my hand.  
 S: 3 ten thousands, 6 ten thousands, 9 ten thousands.  
 T/S: (Raise hand.)  
 T: Say the number in standard form.  
 S: 90,000.

Continue, stopping the students at 15 ten thousands, 21 ten thousands, and 30 ten thousands.

Repeat the process. This time, count by fours to 40 and by 4 hundred thousands to 40 hundred thousands.



#### NOTES ON MULTIPLE MEANS OF ACTION AND EXPRESSION:

Before directing the students to count by *3 ten thousands*, direct them first to count by *3 cats*. Then, direct them to count by *3 hundreds*. Finally, bridge the directions to counting by *3 ten thousands*.

**Rename the Units (5 minutes)**

Note: This fluency activity applies students' place value skills in a new context that helps them better access the lesson's content.

Materials: (S) Personal white board

T: (Write 54,783.) Say the number.

S: 54,783.

T: How many thousands are in 54,783?

S: 54 thousands.

T: (Write  $54,783 = \underline{\hspace{1cm}}$  thousands  $\underline{\hspace{1cm}}$  ones.) On your personal white boards, fill in the equation.

S: (Write  $54,783 = 54$  thousands  $783$  ones.)

T: How many ten thousands are in 54,783?

S: 5 ten thousands.

T: (Write  $54,783 = \underline{\hspace{1cm}}$  ten thousands  $\underline{\hspace{1cm}}$  hundreds  $\underline{\hspace{1cm}}$  ones.) On your boards, fill in the equation.

S: (Write  $54,783 = 5$  ten thousands  $47$  hundreds  $83$  ones.)

Follow the same process and sequence for 234,673.

**Compare Numbers (4 minutes)**

Materials: (S) Personal white board

Note: This fluency activity reviews comparing number concepts learned in Lesson 5.

T: (Write  $231,005 \underline{\hspace{1cm}}$   $83,872$ .) On your personal white boards, compare the numbers by writing the greater than, less than, or equal to symbol.

S: (Write  $231,005 > 83,872$ .)

Repeat using the following sequence: 6 thousands 4 hundreds 9 tens  $\underline{\hspace{1cm}}$  5 ten thousands 4 hundreds 9 ones and 8 hundred thousands 7 thousands 8 hundreds 2 tens  $\underline{\hspace{1cm}}$  807,820.

**Application Problem (4 minutes)**

Use the digits 5, 6, 8, 2, 4, and 1 to create two six-digit numbers. Be sure to use each of the digits within both numbers. Express the numbers in word form and use a comparison symbol to show their relationship.

Note: This Application Problem builds on the content of the previous two lessons.

Example: 586,241      412,685  
 five hundred eighty-six thousand, two hundred forty-one >  
 four hundred twelve thousand, six hundred eighty-five

**Concept Development (33 minutes)**

Materials: (T) Unlabeled hundred thousands place value chart (Lesson 5 Template) (S) Personal white board, unlabeled hundred thousands place value chart (Lesson 5 Template)

**Problem 1: Find 1 thousand more and 1 thousand less.**

T: (Draw 2 thousand disks in the place value chart.) How many thousands do you count?

S: Two thousands.

T: What number is one thousand more? (Draw 1 more thousand.)

S: Three thousands.

T: (Write 3 thousands 112 ones.) Model this number with disks and write its expanded and standard form.

S: (Write  $3,000 + 100 + 10 + 2$ . 3,112.)

T: Draw 1 more unit of one thousand. What number is 1 thousand more than 3,112?

S: 4,112 is 1 thousand more than 3,112.

T: 1 thousand less than 3,112?

S: 2,112.

T: Draw 1 ten thousand disk. What number do you have now?

S: 14,112.

T: Show 1 less unit of 1 thousand. What number is 1 thousand less than 14,112?

S: 13,112.

T: 1 thousand more than 14,112?

S: 15,112.

T: Did the largest unit change? Discuss with your partner.

S: (Discuss.)

T: Show 19,112. (Pause as students draw.) What is 1 thousand less? 1 thousand more than 19,112?

S: 18,112. 20,112.

T: Did the largest unit change? Discuss with your partner.

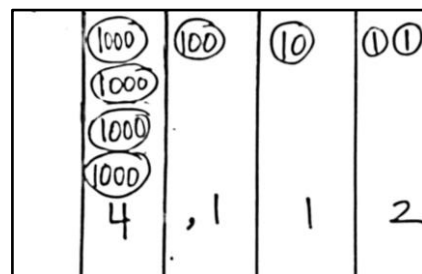
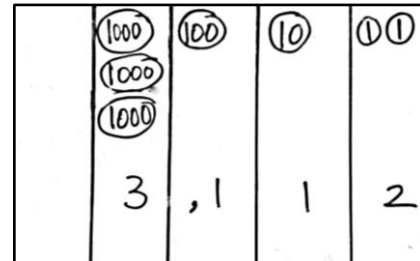
S: (Discuss.)

T: Show 199,465. (Pause as they do so.) What is 1 thousand less? 1 thousand more than 199,465?

S: 198,465. 200,465.

T: Did the largest unit change? Discuss with your partner.

S: (Discuss.)



MP.5

**Problem 2: Find 10 thousand more and 10 thousand less.**

T: Use numbers and disks to model 2 ten thousands 3 thousands. Read and write the expanded form.

S: (Model, read and write  $20,000 + 3,000 = 23,000$ .)

T: What number is 10 thousand more than 2 ten thousands 3 thousands? Draw, read, and write the expanded form.

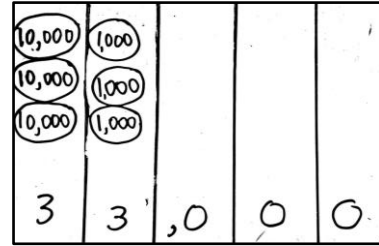
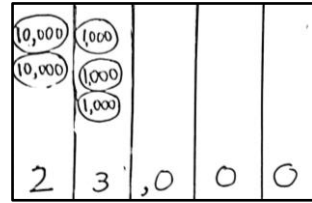
S: (Model, read and write  $20,000 + 10,000 + 3,000 = 33,000$ .)

T: (Display  $100,000 + 30,000 + 4,000$ .) Use disks and numbers to model the sum. What number is 10 thousand more than 134,000? Say your answer as an addition sentence.

S: 10,000 plus 134,000 is 144,000.

T: (Display  $25,130 - 10,000$ .) What number is 10 thousand less than 25,130? Work with your partner to use numbers and disks to model the difference. Write and whisper to your partner an equation in unit form to verify your answer.

S: (Model, read, and write 2 ten thousands 5 thousands 1 hundred 3 tens minus 1 ten thousand is 1 ten thousand 5 thousands 1 hundred 3 tens.)



**Problem 3: Find 100 thousand more and 100 thousand less.**

T: (Display 200,352.) Work with your partner to find the number that is 100 thousand more than 200,352. Write an equation to verify your answer.

S: (Write  $200,352 + 100,000 = 300,352$ .)

T: (Display 545,000 and 445,000 and 345,000.) Read these three numbers to your partner. Predict the next number in my pattern and explain your reasoning.

S: I predict the next number will be 245,000. I notice the numbers decrease by 100,000.  $345,000 - 100,000 = 245,000$ . → I notice the hundred thousand units decreasing: 5 hundred thousands, 4 hundred thousands, 3 hundred thousands. I predict the next number will have 2 hundred thousands. I notice the other units do not change, so the next number will be 2 hundred thousands 4 ten thousands 5 thousands.



**NOTES ON  
MULTIPLE MEANS  
OF ENGAGEMENT:**

After students predict the next number in the pattern, ask students to create their own pattern using the strategy of one thousand more or less, ten thousand more or less, or one hundred thousand more or less. Then, ask students to challenge their classmates to predict the next number in the pattern.

### Problem Set (10 minutes)

Students should do their personal best to complete the Problem Set within the allotted 10 minutes. For some classes, it may be appropriate to modify the assignment by specifying which problems they work on first. Some problems do not specify a method for solving. Students should solve these problems using the RDW approach used for Application Problems.

### Student Debrief (11 minutes)

**Lesson Objective:** Find 1, 10, and 100 thousand more and less than a given number.

Invite students to review their solutions for the Problem Set and the totality of the lesson experience. They should check work by comparing answers with a partner before going over answers as a class. Look for misconceptions or misunderstandings that can be addressed in the Debrief. Guide students in a conversation to debrief the Problem Set.

You may choose to use any combination of the questions below to lead the discussion.

- When drawing place value disks in the Problem Set, how did you show that a number was added or that a number was taken away? If you used symbols, which symbols did you use?
- Look at Problem 2 in the Problem Set. How did you solve? Compare your method to your partner's. How else could you model?
- Why were Problem 3(e) and (f) more challenging than the rest? How did you use your place value knowledge to solve?
- Look at Problem 4. What strategy did you use to complete the pattern? How many ways can we model to solve? Which way is best? Why do you think so?
- Compare Problem 3 and Problem 4. Which was easier to solve? Why?
- How does your understanding of place value help you add or subtract 1,000, 10,000, and 100,000?
- What place value patterns have we discovered?

NYS COMMON CORE MATHEMATICS CURRICULUM Lesson 6 Problem Set 4•1

Name Jack Date \_\_\_\_\_

1. Label the place value chart. Use place value disks to find the sum or difference. Write the answer in standard form on the line.

a. 10,000 more than six hundred five thousand, four hundred seventy-two is 615,472

Millions	Thousands	Hundreds	Tens	Ones
	●●●●●	●●●●●	●●●●●	●●

b. 100 thousand less than  $400,000 + 80,000 + 1,000 + 30 + 6$  is 381,036

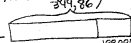

Millions	Thousands	Hundreds	Tens	Ones
	●●●●●	●●●●●	●●●	●●●

c. 230,070 is 100,000 more than 130,070.

Millions	Thousands	Hundreds	Tens	Ones
	●●●●●	●●●	●●	●

2. Lucy plays an online math game. She scored 100,000 more points on Level 2 than on Level 3. If she scored 349,867 points on Level 2, what was her score on Level 3? Use pictures, words, or numbers to explain your thinking.

349,867  
Lucy's Level 3 score was 249,867.

L2:   
L3: 

COMMON CORE Lesson 6: Find 1, 10, and 100 thousand more and less than a given number. engageNY 1.B.6

NYS COMMON CORE MATHEMATICS CURRICULUM Lesson 6 Problem Set 4•1

3. Complete the following equations:

a.  $10,000 + 40,060 = \underline{50,060}$       b.  $21,195 - 10,000 = \underline{11,195}$

c.  $999,000 + 1,000 = \underline{1,000,000}$       d.  $129,231 - 100,000 = \underline{29,231}$

e.  $122,000 = 22,000 + \underline{100,000}$       f.  $38,018 = 39,018 - \underline{1,000}$

4. Fill in the empty boxes to complete the patterns.

a. 150,010 | 160,010 | 170,010 | 180,010 | 190,010 | 200,010  
Explain in pictures, numbers, or words how you found your answer. The numbers increase by 10,000 each time.

b. 998,756 | 898,756 | 798,756 | 698,756 | 598,756 | 498,756  
Explain in pictures, numbers, or words how you found your answer. The numbers decrease by 100,000 each time.

c. 744,369 | 743,369 | 742,369 | 741,369 | 740,369 | 739,369  
Explain in pictures, numbers, or words how you found your answer. The numbers decrease by 1,000 each time.

d. 128,910 | 118,910 | 108,910 | 98,910 | 88,910 | 78,910  
Explain in pictures, numbers, or words how you found your answer. The numbers decrease by 10,000 each time.

COMMON CORE Lesson 6: Find 1, 10, and 100 thousand more and less than a given number. engageNY 1.B.7

**Exit Ticket (3 minutes)**

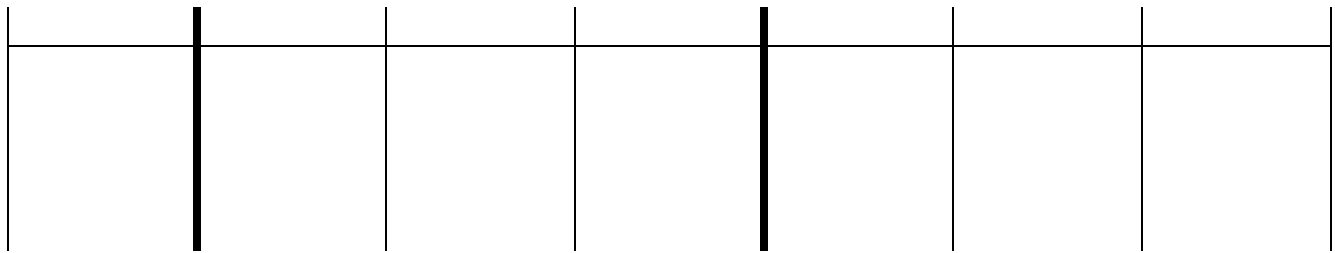
After the Student Debrief, instruct students to complete the Exit Ticket. A review of their work will help you assess the students' understanding of the concepts that were presented in the lesson today and plan more effectively for future lessons. You may read the questions aloud to the students.

Name \_\_\_\_\_


Date \_\_\_\_\_

1. Label the place value chart. Use place value disks to find the sum or difference. Write the answer in standard form on the line.

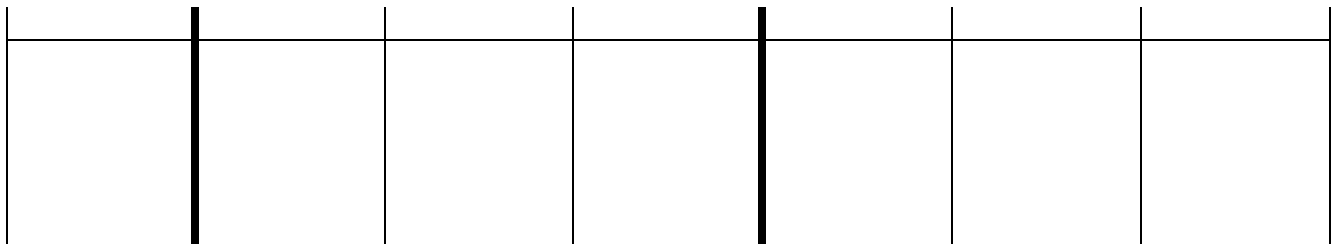
a. 10,000 more than six hundred five thousand, four hundred seventy-two is \_\_\_\_\_.



b. 100 thousand less than  $400,000 + 80,000 + 1,000 + 30 + 6$  is \_\_\_\_\_.



c. 230,070 is \_\_\_\_\_ than 130,070.



2. Lucy plays an online math game. She scored 100,000 more points on Level 2 than on Level 3. If she scored 349,867 points on Level 2, what was her score on Level 3? Use pictures, words, or numbers to explain your thinking.

3. Fill in the blank for each equation.

a.  $10,000 + 40,060 = \underline{\hspace{2cm}}$

b.  $21,195 - 10,000 = \underline{\hspace{2cm}}$

c.  $999,000 + 1,000 = \underline{\hspace{2cm}}$

d.  $129,231 - 100,000 = \underline{\hspace{2cm}}$

e.  $122,000 = 22,000 + \underline{\hspace{2cm}}$

f.  $38,018 = 39,018 - \underline{\hspace{2cm}}$

4. Fill in the empty boxes to complete the patterns.

a.

150,010		170,010		190,010	
---------	--	---------	--	---------	--

Explain in pictures, numbers, or words how you found your answers.

b.

	898,756	798,756			498,756
--	---------	---------	--	--	---------

Explain in pictures, numbers, or words how you found your answers.

c.

744,369	743,369		741,369		
---------	---------	--	---------	--	--

Explain in pictures, numbers, or words how you found your answers.

d.

	118,910			88,910	78,910
--	---------	--	--	--------	--------

Explain in pictures, numbers, or words how you found your answers.



Name \_\_\_\_\_

Date \_\_\_\_\_

1. Fill in the empty boxes to complete the pattern.

468,235			471,235	472,235	
---------	--	--	---------	---------	--

Explain in pictures, numbers, or words how you found your answers.

2. Fill in the blank for each equation.

a.  $1,000 + 56,879 =$  \_\_\_\_\_

b.  $324,560 - 100,000 =$  \_\_\_\_\_

c.  $456,080 - 10,000 =$  \_\_\_\_\_

d.  $10,000 + 786,233 =$  \_\_\_\_\_

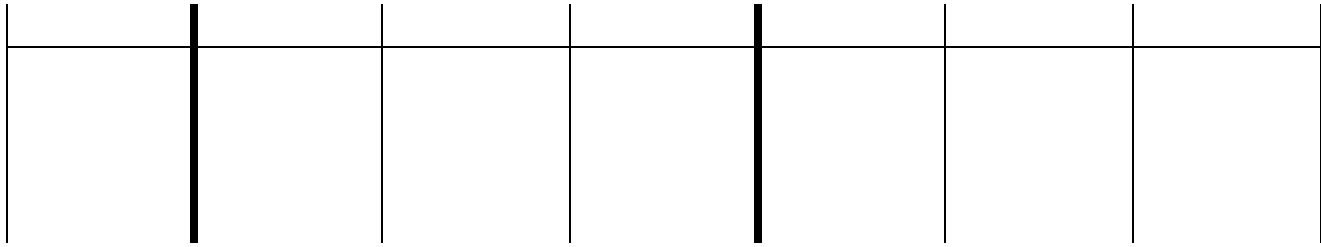
3. The population of Rochester, NY in the 2000 Census was 219,782. The 2010 Census found that the population decreased by about 10,000. About how many people lived in Rochester in 2010? Explain in pictures, numbers, or words how you found your answer.

Name \_\_\_\_\_

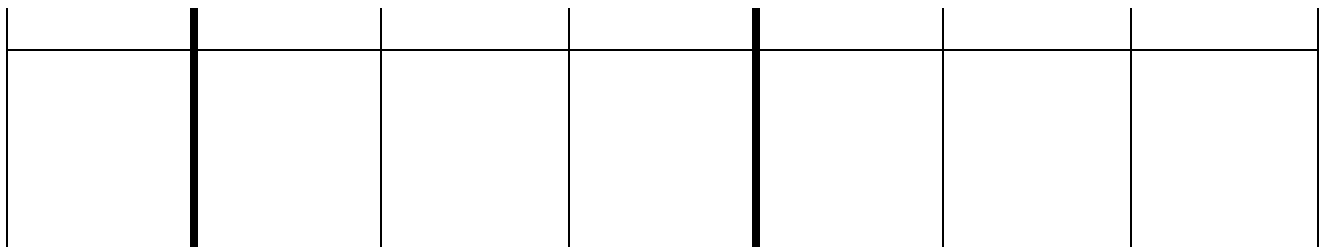
Date \_\_\_\_\_

1. Label the place value chart. Use place value disks to find the sum or difference. Write the answer in standard form on the line.

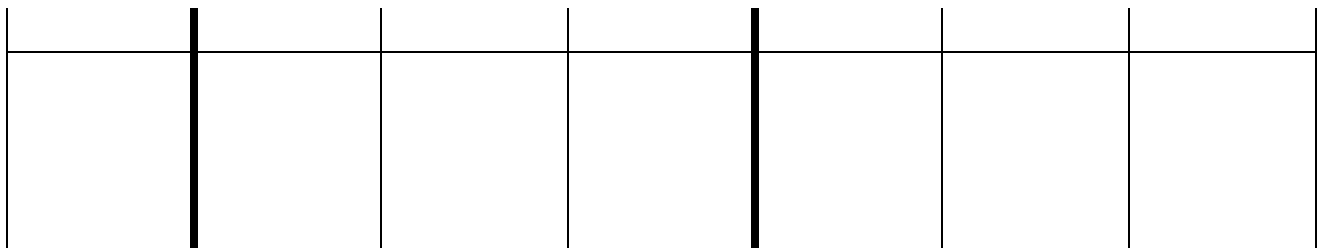
a. 100,000 less than five hundred sixty thousand, three hundred thirteen is \_\_\_\_\_.



b. Ten thousand more than  $300,000 + 90,000 + 5,000 + 40$  is \_\_\_\_\_.



c. 447,077 is \_\_\_\_\_ than 347,077.



2. Fill in the blank for each equation:

a.  $100,000 + 76,960 =$  \_\_\_\_\_

b.  $13,097 - 1,000 =$  \_\_\_\_\_

c.  $849,000 - 10,000 =$  \_\_\_\_\_

d.  $442,210 + 10,000 =$  \_\_\_\_\_

e.  $172,090 = 171,090 +$  \_\_\_\_\_

f.  $854,121 = 954,121 -$  \_\_\_\_\_

3. Fill in the empty boxes to complete the patterns.

a.

145,555		147,555		149,555	
---------	--	---------	--	---------	--

Explain in pictures, numbers, or words how you found your answers.

b.

	764,321	774,321			804,321
--	---------	---------	--	--	---------

Explain in pictures, numbers, or words how you found your answers.

c.

125,876	225,876		425,876		
---------	---------	--	---------	--	--

Explain in pictures, numbers, or words how you found your answers.

d.

	254,445			224,445	214,445
--	---------	--	--	---------	---------

Explain in pictures, numbers, or words how you found your answers.

4. In 2012, Charlie earned an annual salary of \$54,098. At the beginning of 2013, Charlie’s annual salary was raised by \$10,000. How much money will Charlie earn in 2013? Use pictures, words, or numbers to explain your thinking.